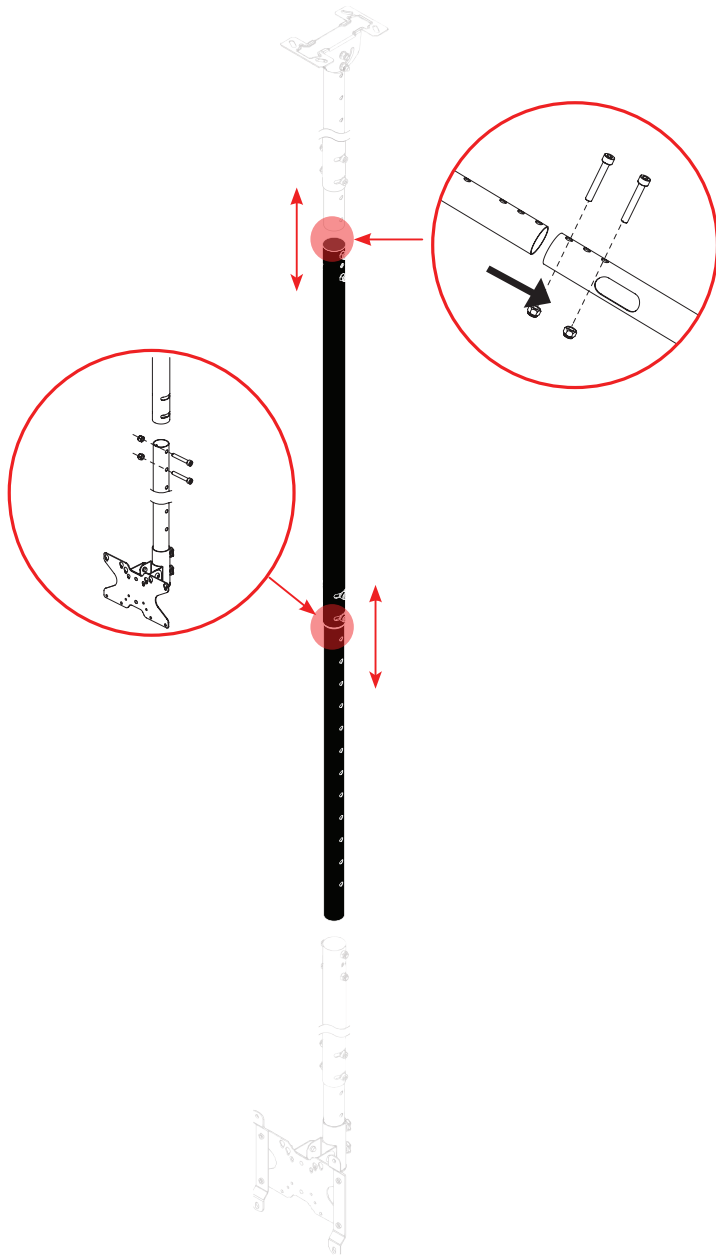


## TELESCOPIC CEILING MOUNT EXTENSION POLE SET

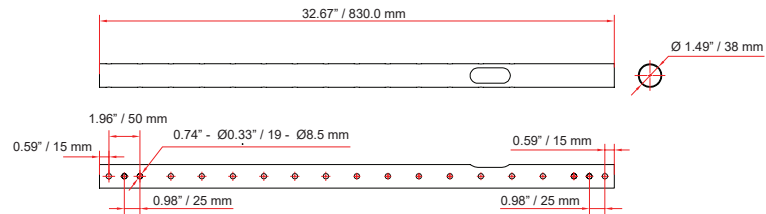
### VZ-CM-EB ADVANTAGES

- Designed specifically for VZ-CM308-W/B
- Adjustment for installations ranging from 3' to 5.2'
- Available in BLACK & WHITE colors
- VZ-CM-EB Extension Pole is available up to 10 ft (2 sets)
- 3 Year Warranty


### DIMENSIONS



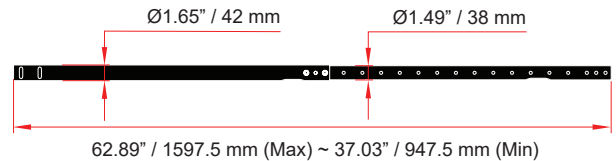
Top



Middle



Top + Middle



**AVAILABLE IN  
2 COLORS**

VZ-CM-EW : White Pole  
VZ-CM-EB : Black Pole

MODEL #	VZ-CM-EB
<b>FEATURES</b>	
Net Weight / Gross Weight	5.51 lbs ( 2.5 kg ) / 6.17 lbs ( 2.8 kg )
Pole TOP ( R x Length ) inch / mm	Ø 1.49" x 32.67" / Ø 38.0 x 830 mm
Middle ( R x Length ) inch / mm	Ø 1.65" x 33.26" / Ø 42.0 x 845 mm
Installation Range ( Max ~ Min )	62.89" (1597.5 mm) ~ 37.03" (947.5 mm)

### Contact ViewZ

- Address : 177 W. Orangethorpe Ave., Placentia, CA 92870
- Phone : (714) 996-1177, Fax : (714) 996-1138
- Sales : sales@viewzusa.com