

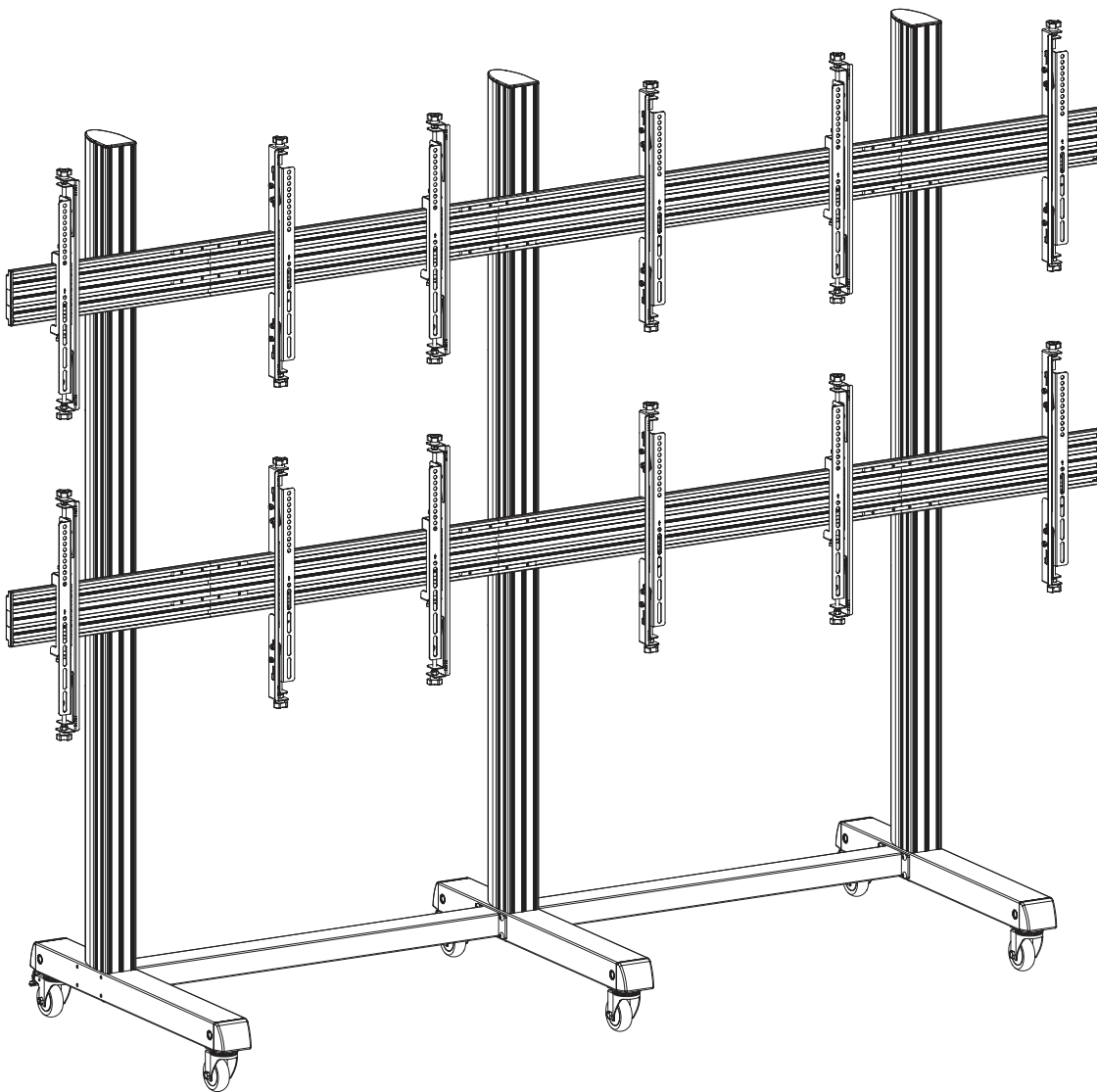
# VZ-FSM3x2

## ViewZ Wall Mount Instruction Manual

---

For 42 ~ 65 " ViewZ Monitors | 66 lbs (30kg) per Monitor


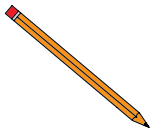
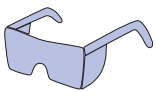



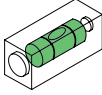

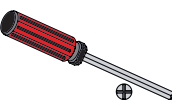
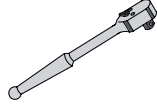
VESA 100x100 ~ 600x400 Compatible



**ViewZ**<sup>®</sup>  
[www.viewzusa.com](http://www.viewzusa.com)

## Installation Tools

The following tools may be required depending on your installation.

				
Electronic Stud Finder	Pencil	Protective Eye-wear	Portable Drill	1/8" Drill Bit
				
3/8" Drill Bit	Level	1/2" Socket	Phillips Head Screwdriver	Socket Wrench














## Weight Limit

Maximum Flat-panel Weight:

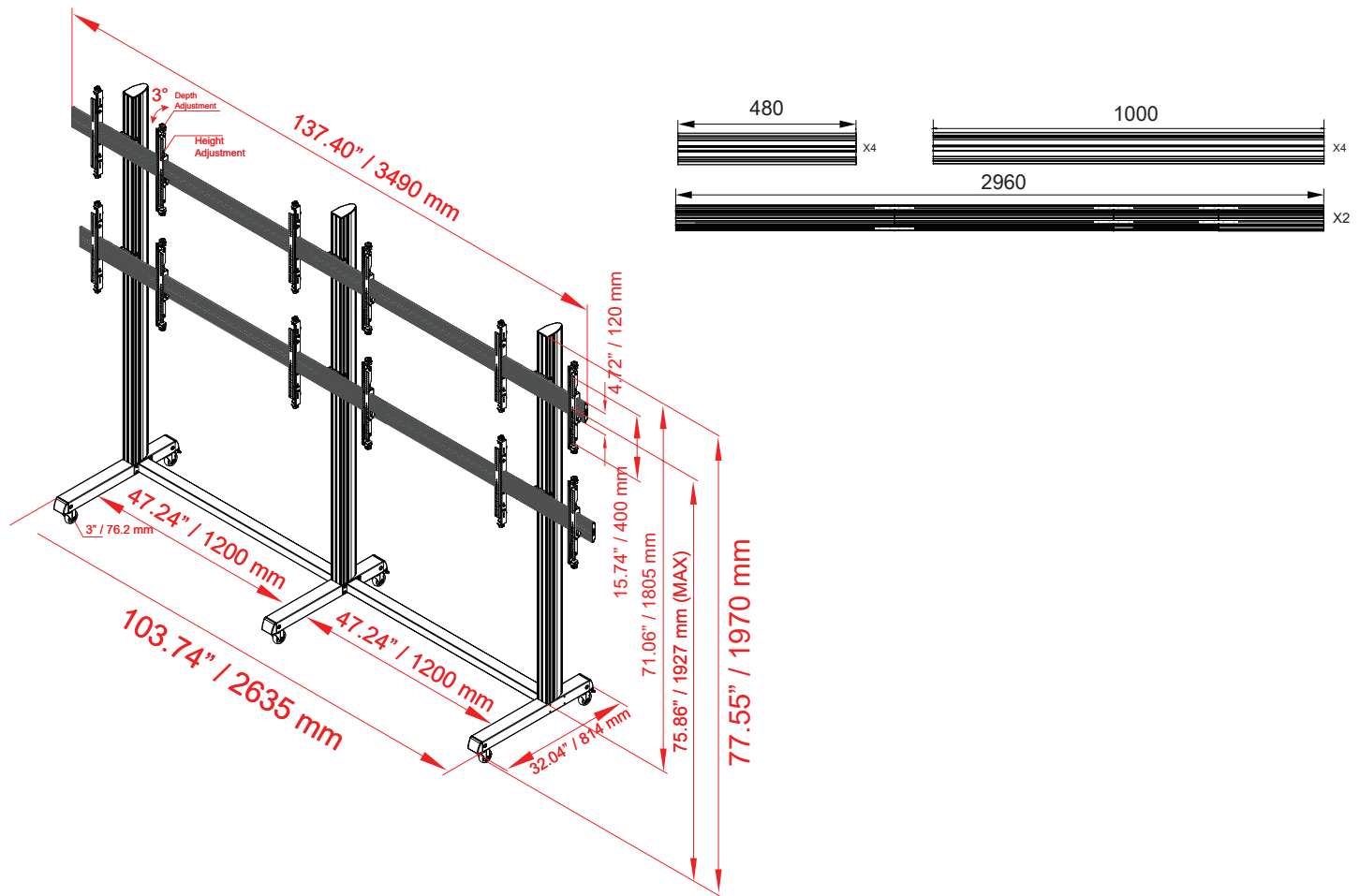
**66 lbs**  
per Monitor

THE WALL STRUCTURE MUST BE CAPABLE OF SUPPORTING AT LEAST FIVE TIMES THE WEIGHT OF THE FLAT-PANEL. IF NOT, THE WALL STRUCTURE MUST BE REINFORCED.

## Warning Statements








































-  PRIOR TO THE INSTALLATION OF THIS PRODUCT, THE INSTALLATION INSTRUCTIONS MUST BE READ AND COMPLETELY UNDERSTOOD. KEEP THESE INSTALLATION INSTRUCTIONS IN AN EASILY ACCESSIBLE LOCATION FOR FUTURE REFERENCE.
-  PROPER INSTALLATION PROCEDURE BY A QUALIFIED SERVICE TECHNICIAN MUST BE FOLLOWED, AS OUTLINED IN THESE INSTALLATION INSTRUCTIONS. FAILURE TO DO SO COULD RESULT IN PROPERTY DAMAGE, SERIOUS PERSONAL INJURY, OR EVEN DEATH.
-  SAFETY MEASURES MUST BE PRACTICED AT ALL TIMES DURING THE ASSEMBLY OF THIS PRODUCT. USE PROPER SAFETY EQUIPMENT AND TOOLS FOR THE ASSEMBLY PROCEDURE TO PREVENT PERSONAL INJURY.
-  ViewZ USA DOES NOT WARRANT AGAINST DAMAGE CAUSED BY THE USE OF ANY ViewZ USA PRODUCT FOR PURPOSES OTHER THAN THOSE FOR WHICH IT WAS DESIGNED OR DAMAGE CAUSED BY UNAUTHORIZED ATTACHMENTS OR MODIFICATIONS, AND IS NOT RESPONSIBLE FOR ANY DAMAGES, CLAIMS, DEMANDS, SUITS, ACTIONS OR CAUSES OF ACTION OF WHATEVER KIND RESULTING FROM, ARISING OUT OF OR IN ANY MANNER RELATING TO ANY SUCH USE, ATTACHMENTS OR MODIFICATIONS.
-  CHANGES OR MODIFICATIONS NOT EXPRESSLY APPROVED BY THE PARTY RESPONSIBLE FOR COMPLIANCE COULD VOID THE USERS AUTHORITY TO OPERATE THE EQUIPMENT.
-  At least two qualified people should perform the assembly procedure. Personal injury and/or property damage can result from dropping or mishandling the flat-panel.
-  If mounting to wall studs or ceiling studs, make sure that the mounting screws are anchored into the center of the wall studs or ceiling studs. Use of an edge-to-edge stud finder is recommended.
-  Using replacement parts or accessories other than from the manufacturer may void the warranty.
-  Be aware of the mounting environment. If drilling and/or cutting into the mounting surface, always make sure that there are no electrical wires in wall. Cutting or drilling into an electrical line may cause serious personal injury.
-  Make sure there are no water or natural gas lines inside the wall where the mount is to be located. Cutting or drilling into a water or gas line may cause severe property damage or personal injury.
-  This product is intended for indoor use only. Use of this product outdoors could lead to product failure and/or serious personal injury.
-  Do not install near sources of high heat. Do not install on a structure that is prone to vibration, movement or chance of impact.
-  Contact ViewZ with any questions: (888) 998-4399 | techsupport@viewzusa.com


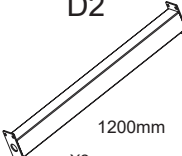
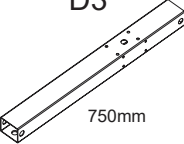
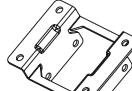
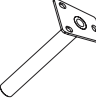
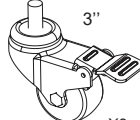
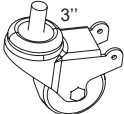
## Dimensions


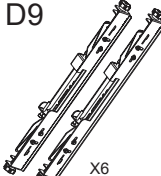
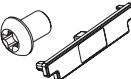
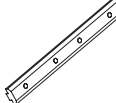





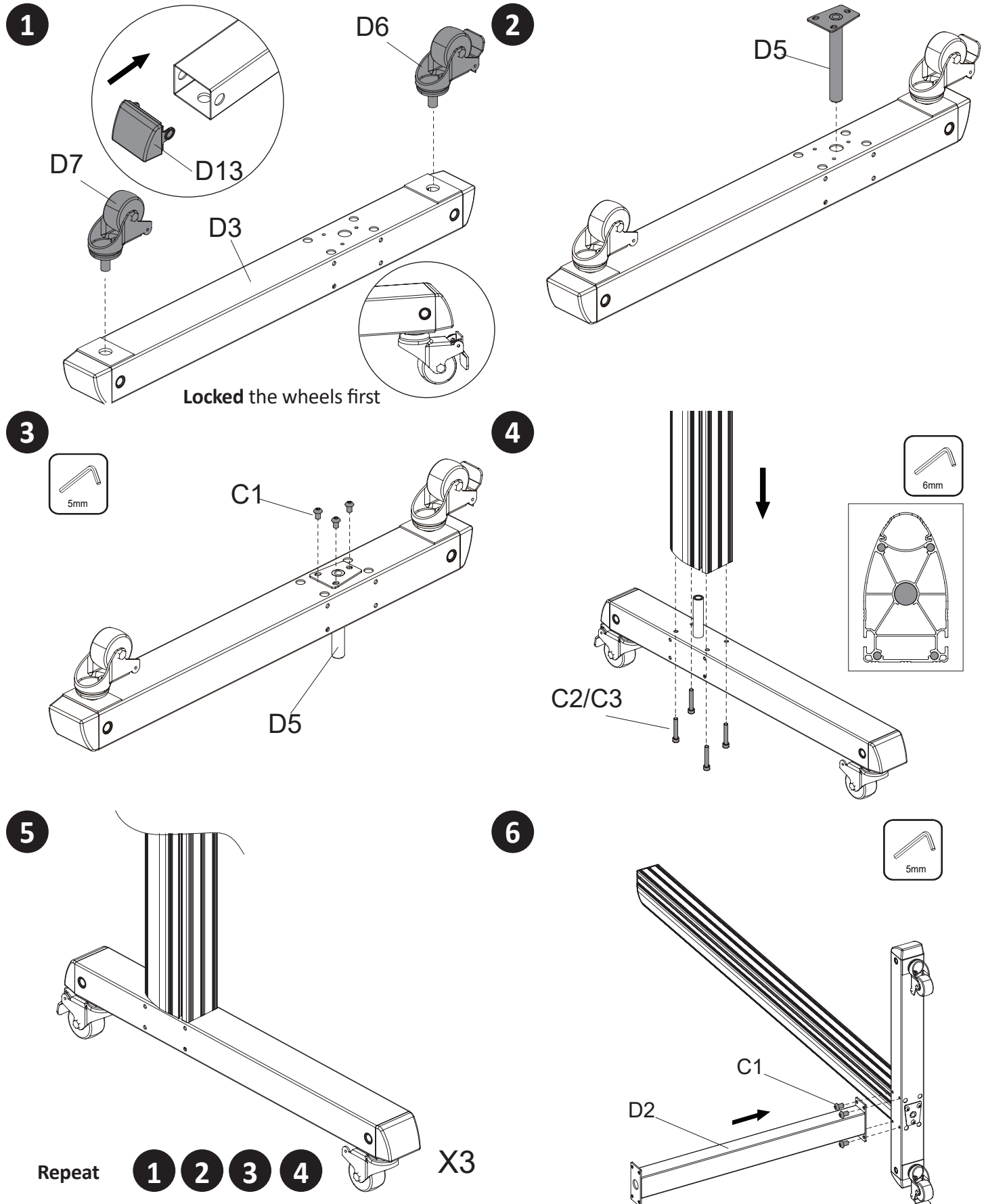
## Wall Mount Assembly Components

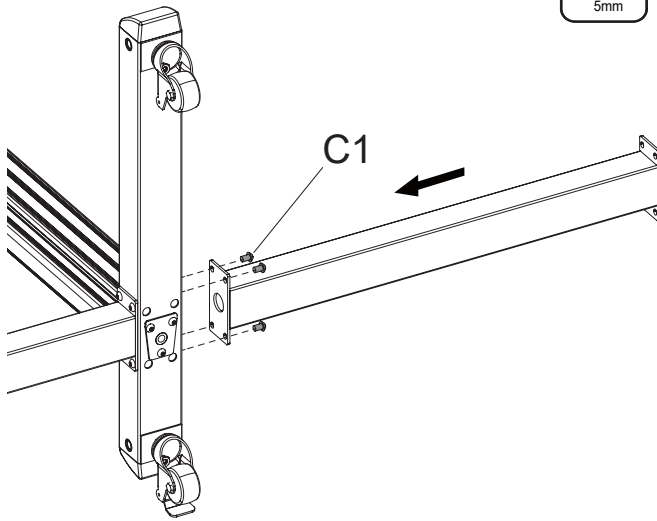
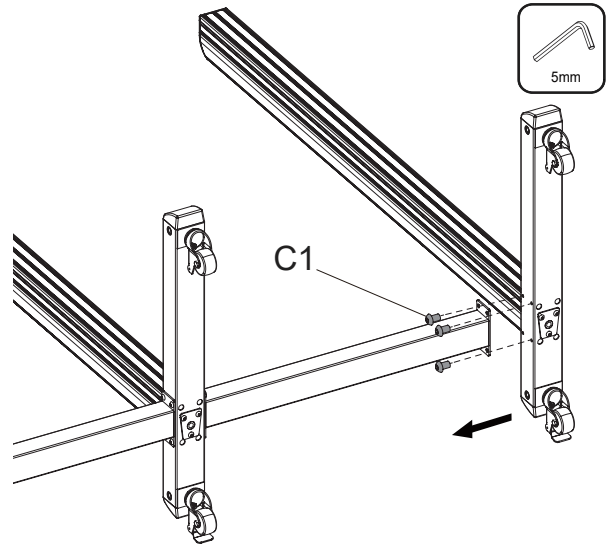
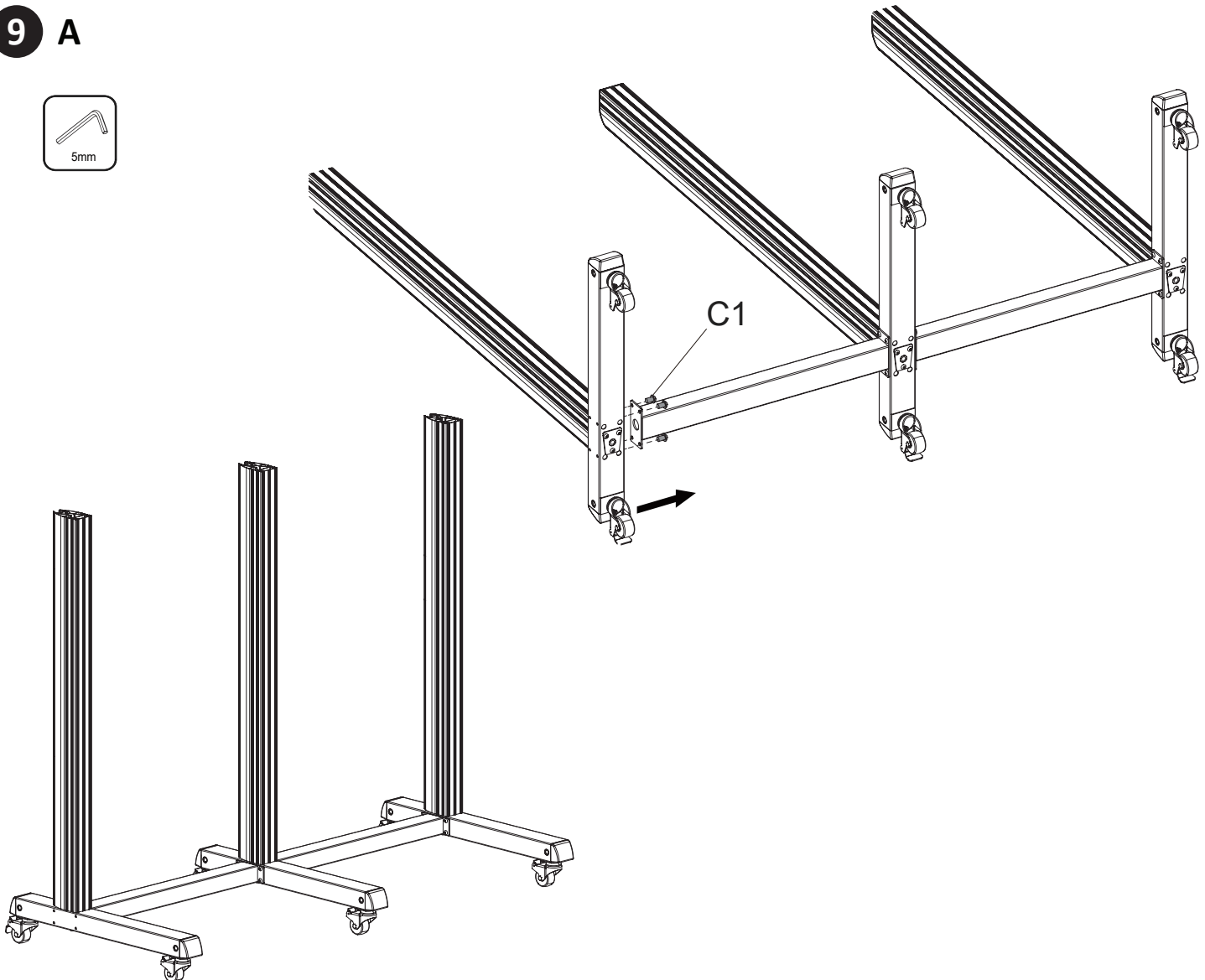
Your ViewZ mount product is shipped with all proper installation hardware and components. If there are parts missing and/or damaged, please stop the installation and contact ViewZ USA at (888)-998-4399.

<table><tr><td>A1</td><td>A2</td><td>A3</td><td>A4</td></tr><tr><td>M5X15</td><td>M6X15</td><td>M8X15</td><td>Ø16XØ6.2X1.5</td></tr><tr><td></td><td></td><td></td><td></td></tr><tr><td>X4</td><td>X4</td><td>X4</td><td>X4</td></tr></table>				A1	A2	A3	A4	M5X15	M6X15	M8X15	Ø16XØ6.2X1.5					X4	X4	X4	X4	X6	<table><tr><td>B1</td><td>B2</td><td>B3</td><td>B4</td><td>B5</td><td>B6</td></tr><tr><td>3mm5</td><td>mm</td><td>6mmM</td><td>M8X10</td><td>M8</td><td>M8</td></tr><tr><td></td><td></td><td></td><td></td><td></td><td></td></tr><tr><td>X1</td><td>X1</td><td>X1</td><td>X50</td><td>X25</td><td>X25</td></tr></table>						B1	B2	B3	B4	B5	B6	3mm5	mm	6mmM	M8X10	M8	M8							X1	X1	X1	X50	X25	X25	X1	<table><tr><td>C1</td><td>C2/C3</td><td>C4</td></tr><tr><td>8X10</td><td>M8X45</td><td></td></tr><tr><td></td><td></td><td></td></tr><tr><td>X25X</td><td>12</td><td>X8</td></tr></table>			C1	C2/C3	C4	8X10	M8X45					X25X	12	X8	X1
A1	A2	A3	A4																																																																
M5X15	M6X15	M8X15	Ø16XØ6.2X1.5																																																																
																																																																			
X4	X4	X4	X4																																																																
B1	B2	B3	B4	B5	B6																																																														
3mm5	mm	6mmM	M8X10	M8	M8																																																														
																																																																			
X1	X1	X1	X50	X25	X25																																																														
C1	C2/C3	C4																																																																	
8X10	M8X45																																																																		
																																																																			
X25X	12	X8																																																																	

D1	D2	D3	D4	D5	D6	D7
						
1800mm	1200mm	750mm			3"	3"
X3	X2	X3	X6	X3	X3	X3

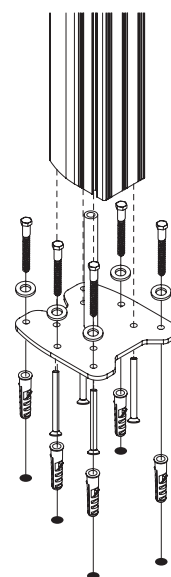
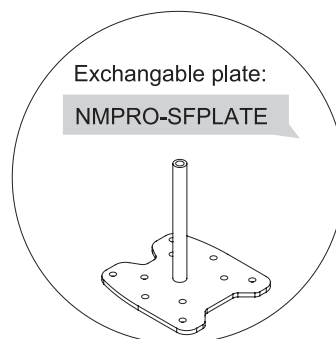
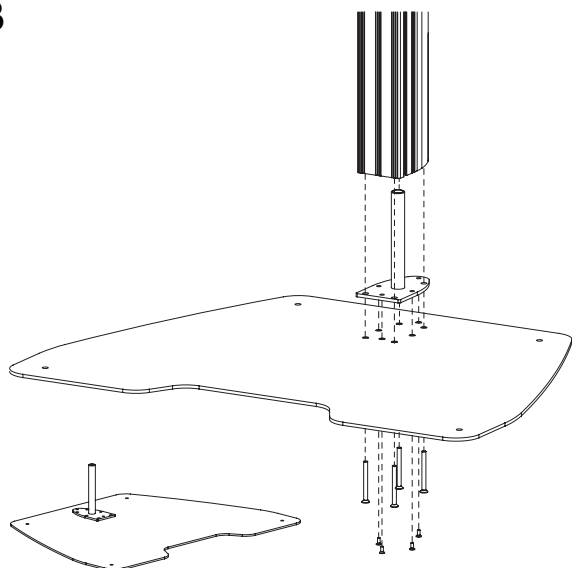
D8	D9	D10	D11	D12	D13	D14
						
1000mm*6+480mm*2		M5				
	X6	X4	X24	X12	X6	X6

**Step 1 - Assemble the horizontal stand**

**Step 2 - Assemble the vertical pole****7****8****9 A**

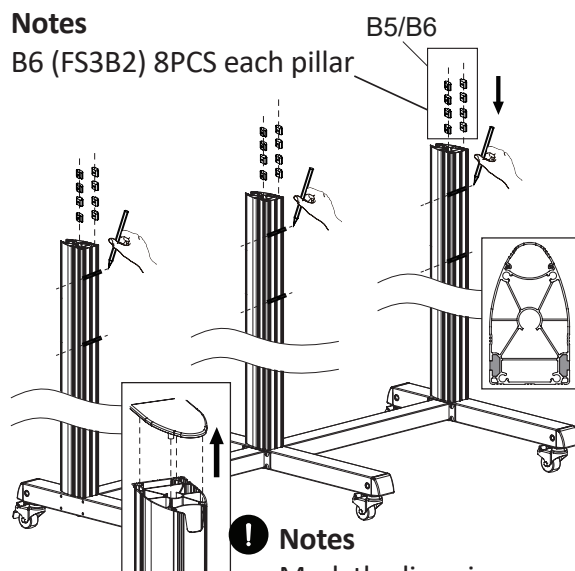
## Step 3 - Build up the stand

9 B



10 ! Notes

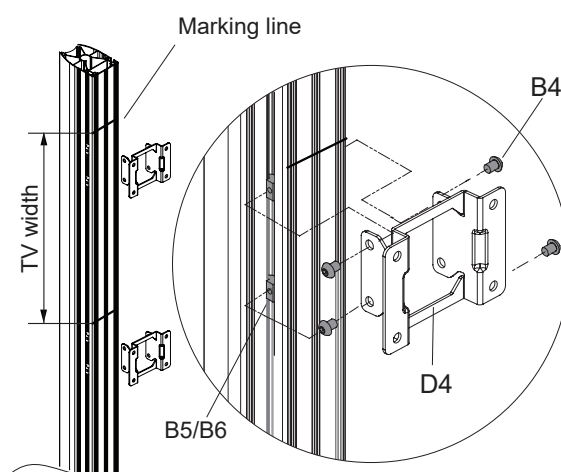
B6 (FS3B2) 8PCS each pillar



! Notes

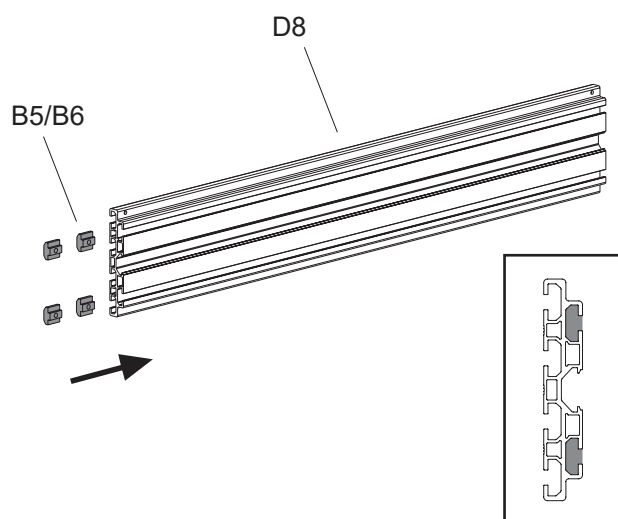
Mark the lines in same height on the pillar

11

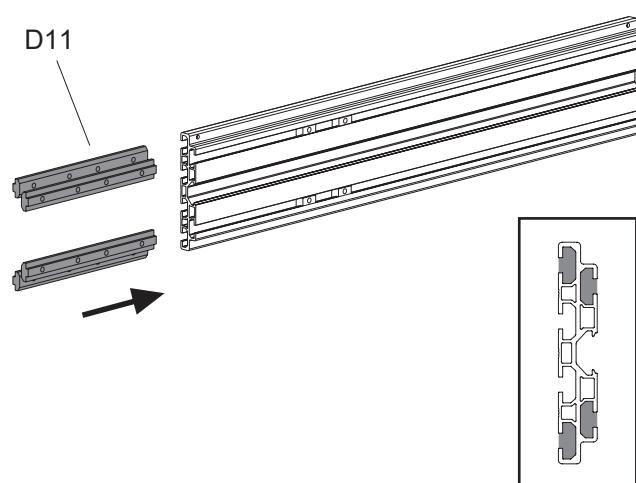


**Lock D4 into the marked line position**

12

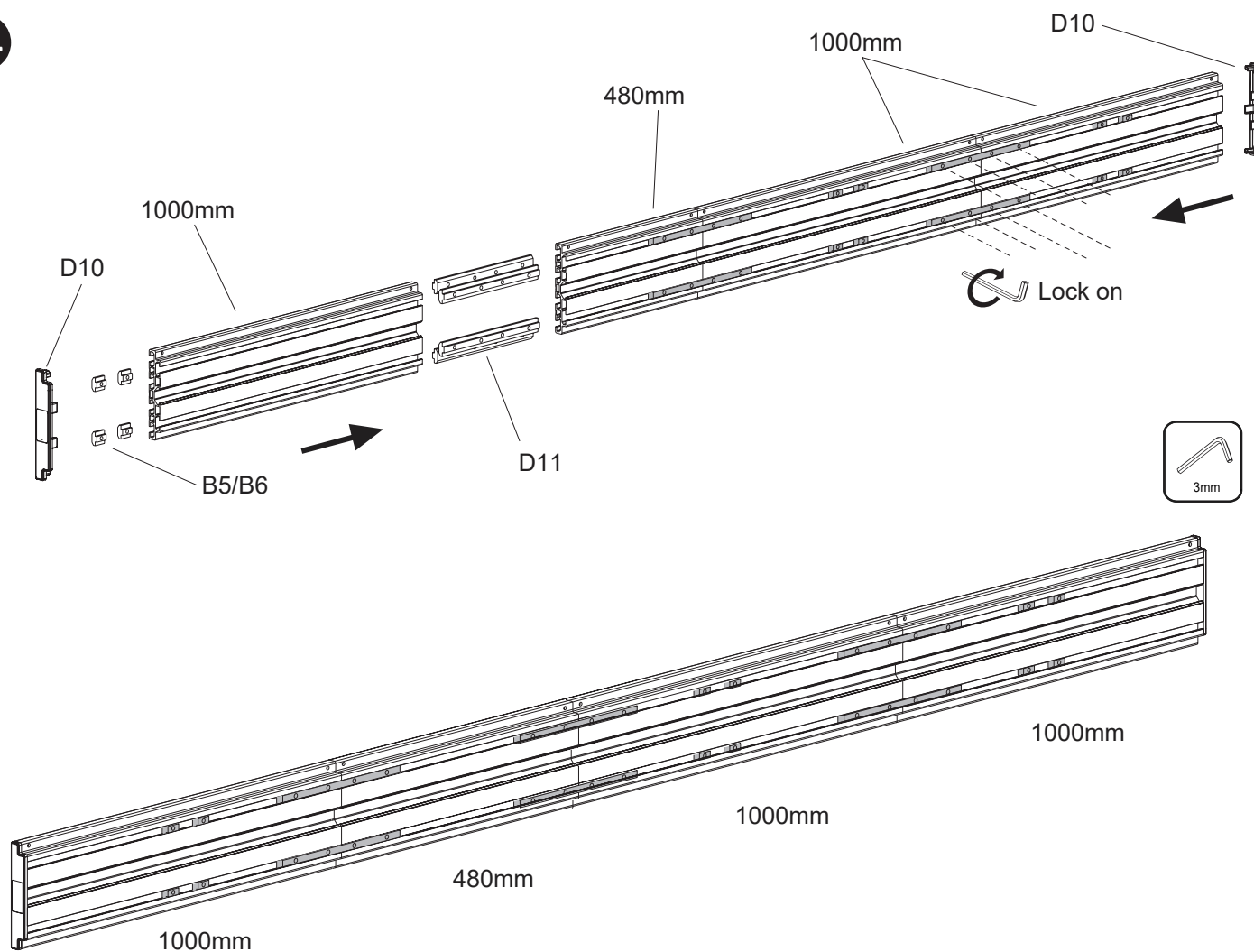


13

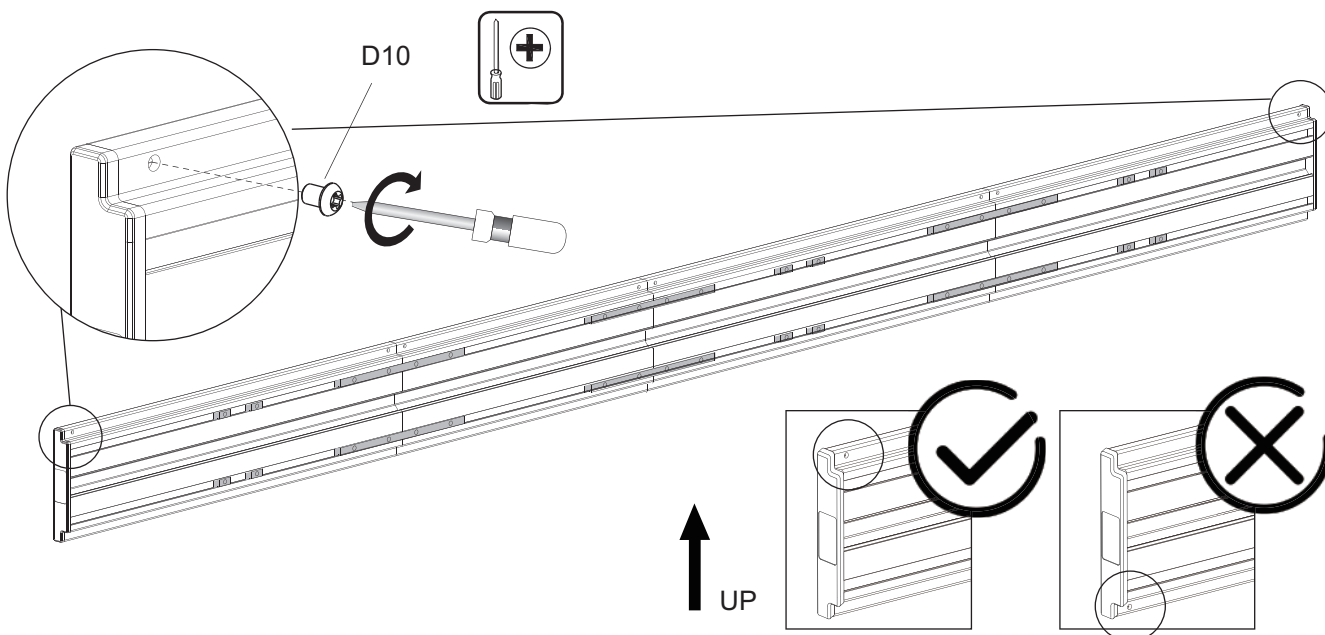


## Step 3 - Build up the stand

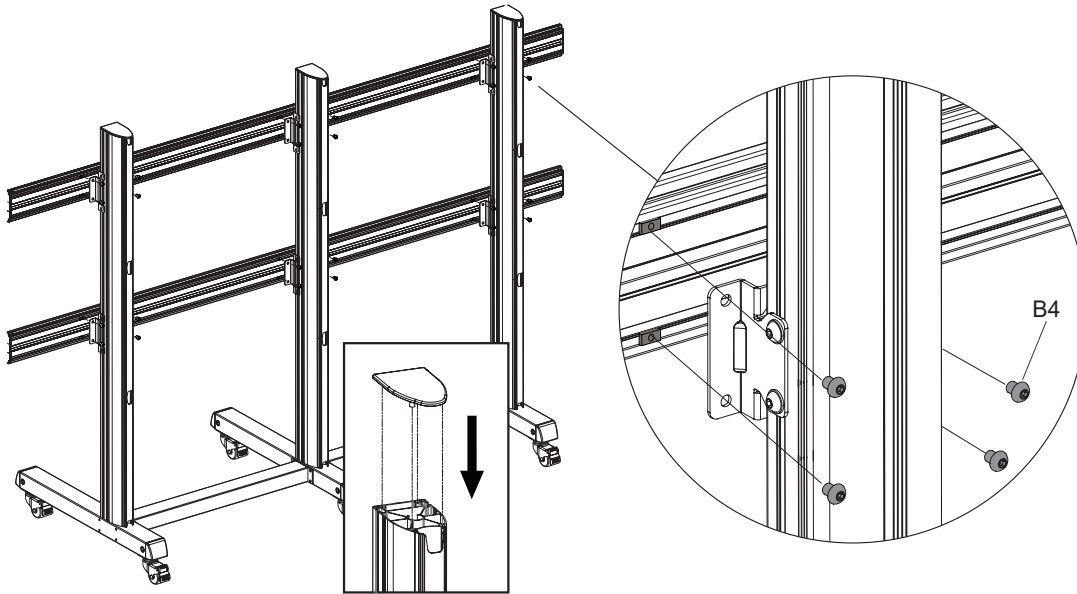
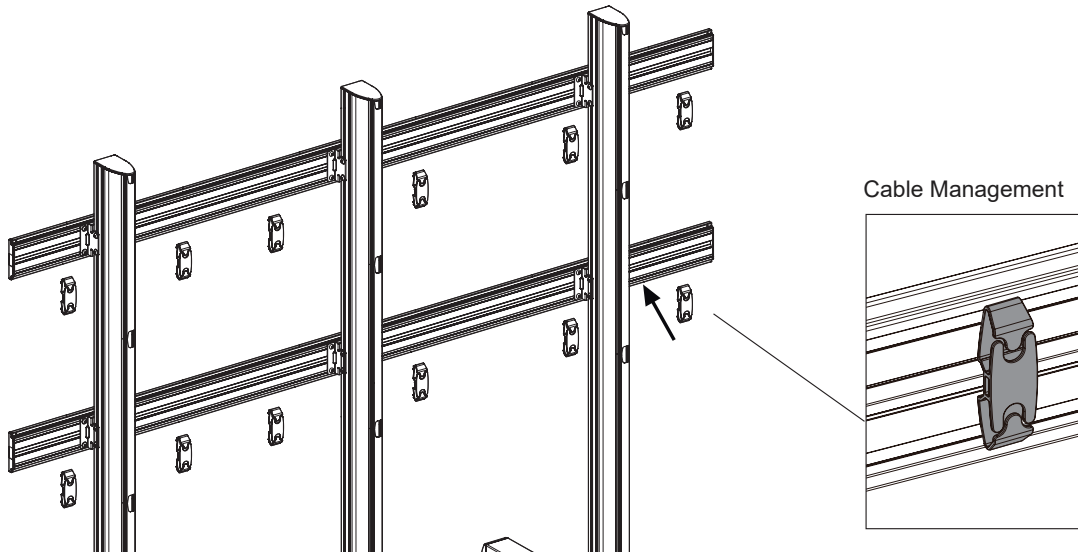
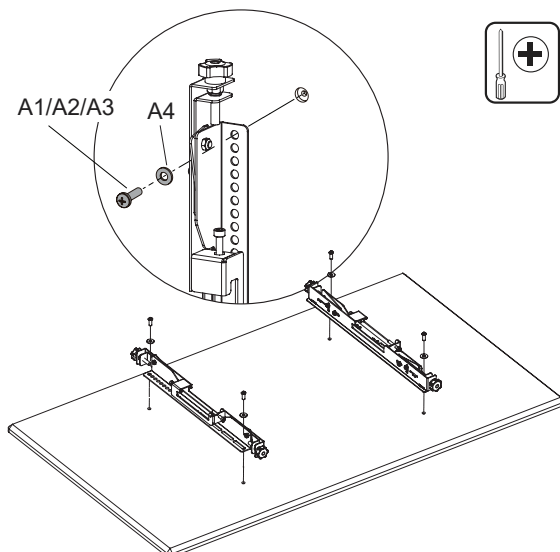
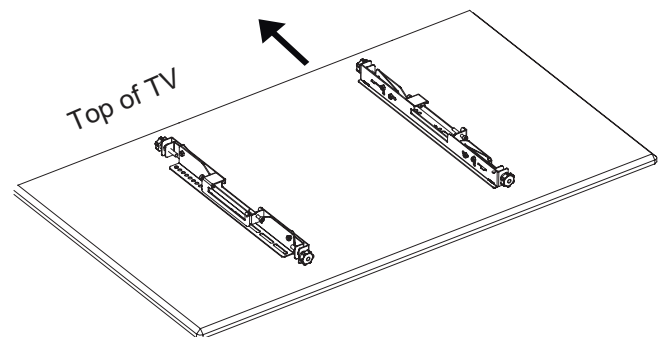
14



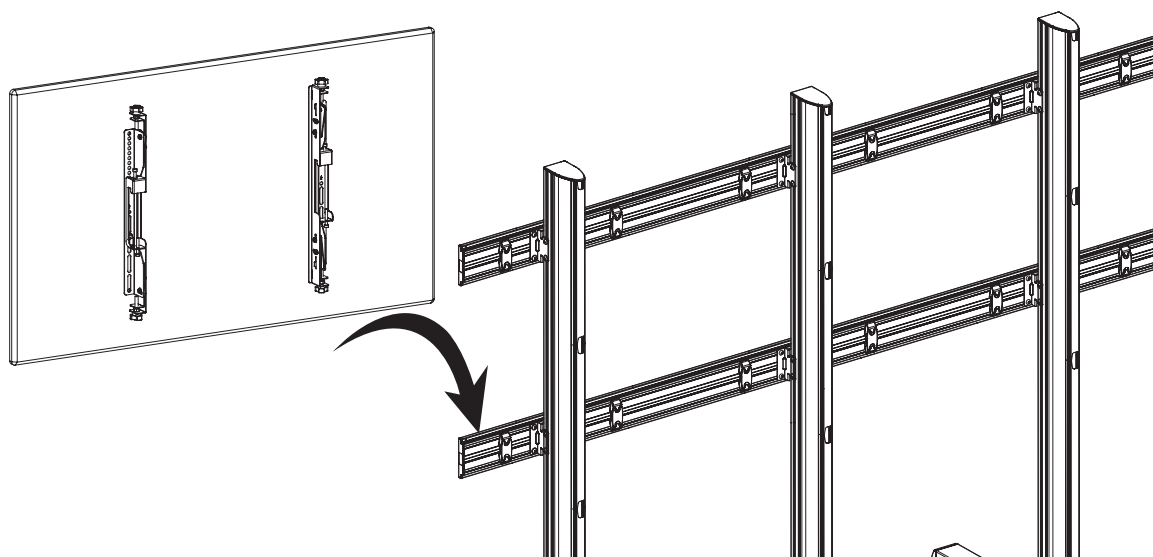
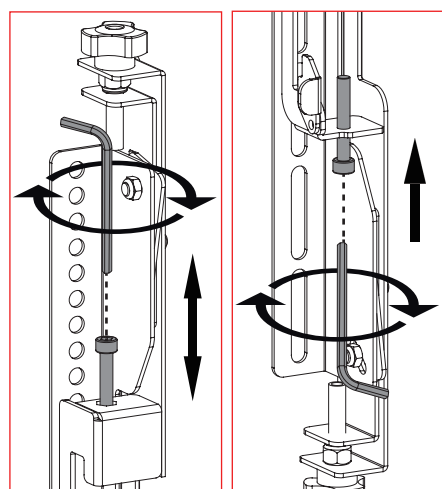
15



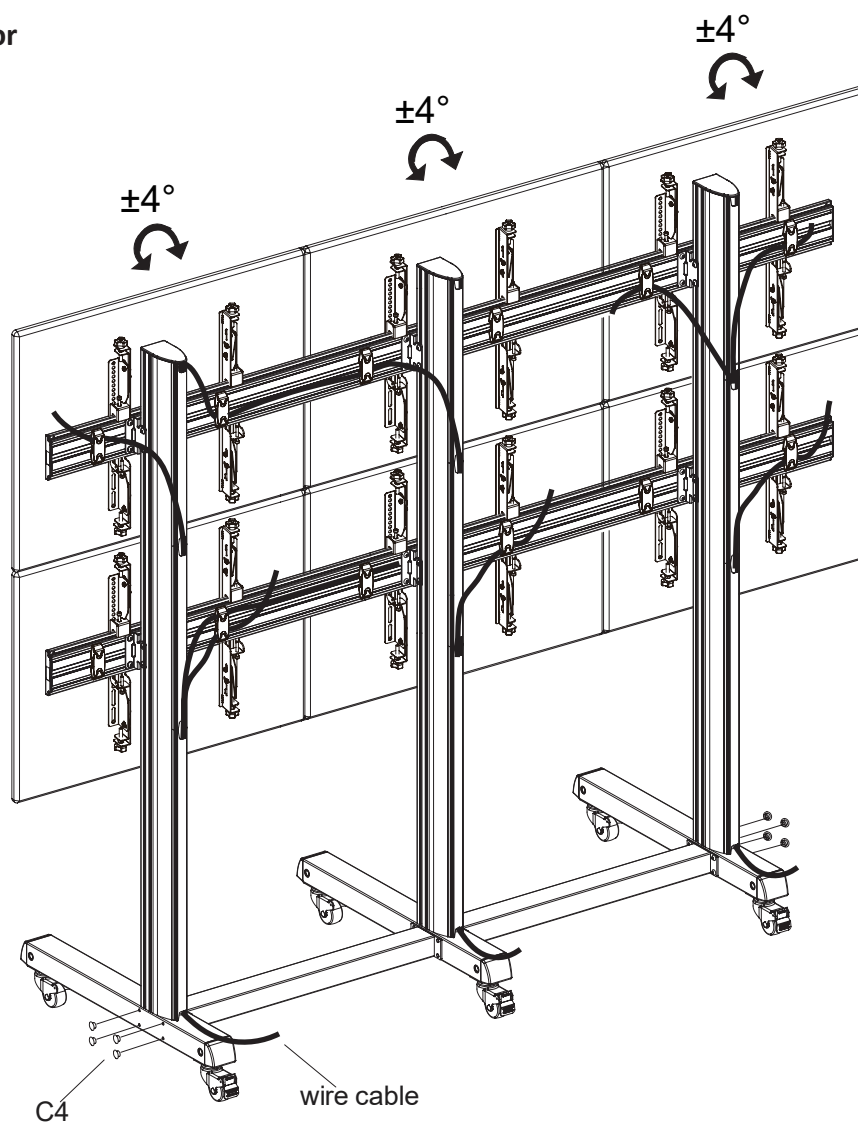


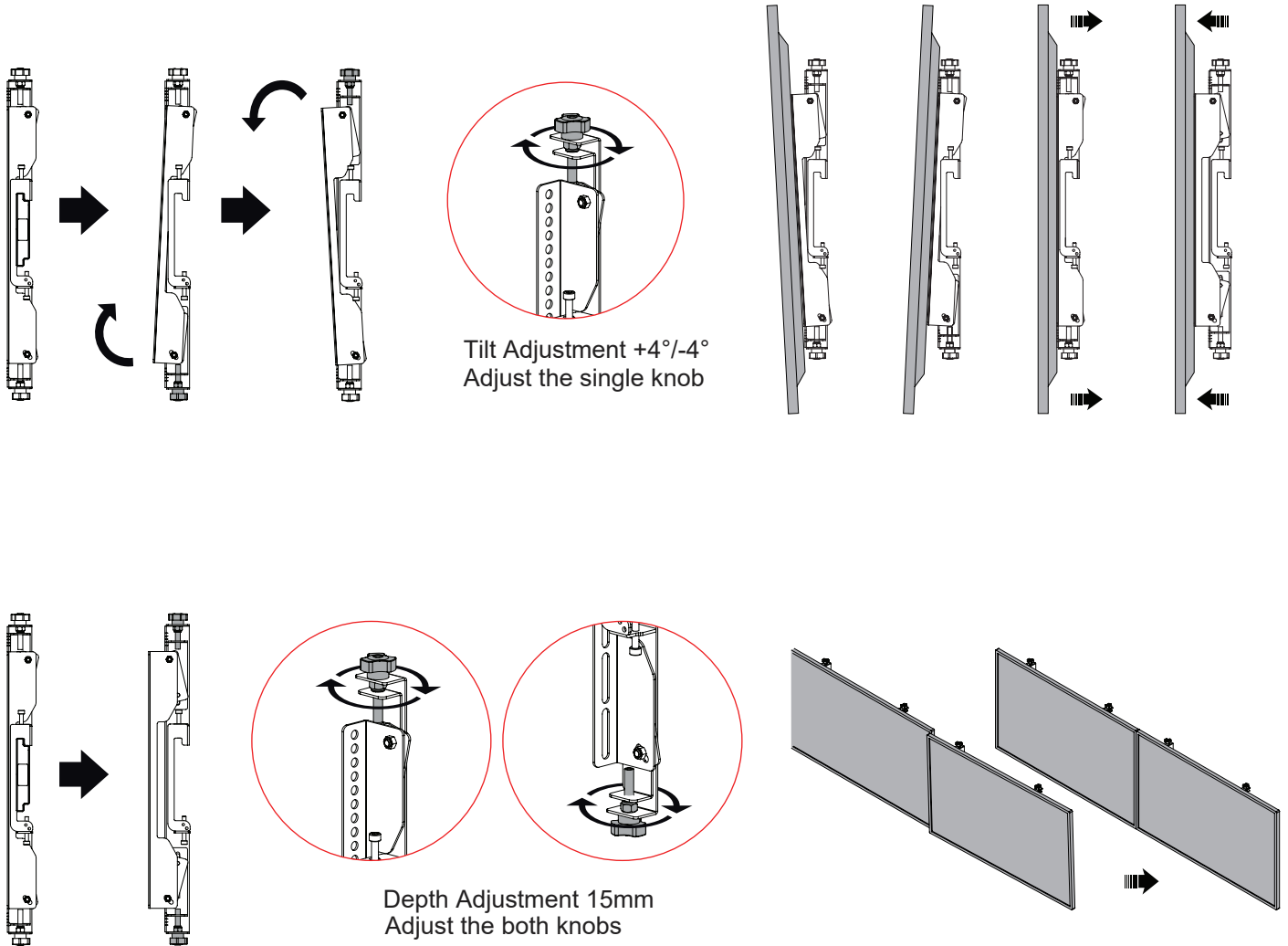
**Step 4 - Install monitor to the mount****16****17****18****19**



**Step 5 - Install the cable & Adjust the vertical position, distance & tilt****20****21****Adjust the vertical position of monitor**

Height  
adjustment  
10mm



**Step 6 - Adjust the distance & tilt****16**

**Note**

[illegible]

## Warranty

### ViewZ USA LIMITED WARRANTY

**What and Who is Covered by this Limited Warranty and for How Long**

ViewZ USA warrants this product to be free from defects in material and workmanship of the original owner of this product. The limited warranty is valid only for the original purchaser of the product.

**What ViewZ USA Will Do**

At the sole option of ViewZ USA, ViewZ USA will repair or replace any product or product part that is defective. If ViewZ USA chooses to replace a defective product or part, a replacement product or part will be shipped to you at no charge, but you must pay any labor costs.

**What is Not Covered; Limitations**

ViewZ USA DISCLAIMS ANY LIABILITY FOR DAMAGE TO MOUNTS, ADAPTERS, DISPLAYS, PROJECTORS, OTHER PROPERTY, OR PERSONAL INJURY RESULTING, IN WHOLE OR IN PART, FROM IMPROPER INSTALLATION, MODIFICATION, USE OR MISUSE OF ITS PRODUCTS.

ViewZ USA DISCLAIMS ALL OTHER WARRANTIES, EXPRESS OR IMPLIED, INCLUDING WARRANTIES OF MERCHANTABILITY AND FITNESS FOR A PARTICULAR PURPOSE. ViewZ USA IS NOT RESPONSIBLE FOR INCIDENTAL OR CONSEQUENTIAL DAMAGES, INCLUDING BUT NOT LIMITED TO, INABILITY TO USE ITS PRODUCTS OR LABOR COSTS FOR REMOVING AND REPLACING DEFECTIVE PRODUCTS OR PARTS. SOME STATES DO NOT ALLOW THE EXCLUSION OR LIMITATION OF INCIDENTAL OR CONSEQUENTIAL DAMAGES, SO THE ABOVE LIMITATION OR EXCLUSION MAY NOT APPLY TO YOU.

**What Customers Must Do for Limited Warranty Service**

If you discover a problem that you think may be covered by the warranty you MUST REPORT it in writing to the address below within thirty (30) days. Proof of purchase (an original sales receipt) from the original consumer purchaser must accompany all warranty claims. Warranty claims must also include a description of the problem, the purchaser's name, address, and telephone number. General inquiries can be addressed to ViewZ USA Customer Service at 1-888-998-4399. Warranty claims will not be accepted over the phone or by fax.

ViewZ USA  
Attn: Warranty Claim  
177 W. Orangethorpe Ave.  
Placentia, CA 92870

**How State Law Applies**

THIS WARRANTY GIVES YOU SPECIFIC LEGAL RIGHTS, AND YOU MAY ALSO HAVE OTHER RIGHTS WHICH VARY FROM STATE TO STATE.

## Disclaimer

ViewZ USA intends to make this manual accurate and complete. However, ViewZ USA makes no claim that the information contained herein covers all details, conditions or variations, nor does it provide for every possible contingency in connection with the installation or use of this product. The information contained in this document is subject to change without notice or obligation of any kind. ViewZ USA makes no representation of warranty, expressed or implied, regarding the information contained herein. ViewZ USA assumes no responsibility for accuracy, completeness or sufficiency of the information contained in this document.

## Contact Us

**NORTH AMERICA**

177 W. Orangethorpe Ave.  
Placentia, CA 92870

USA and Canada

Phone: 1-888-998-4399

Fax: 1-714-996-1138

Other Locations

Phone: (001) 888-998-4399

Fax: (001) 714-996-1138

© ViewZ USA